

Language and Literacy Through Unity: Vantage 84 Extension Activities

I

October 2007

Nancy J Hogan, Jane Odom, Patricia Walsh Cassidy
nhogan90@gmail.com, jmo.cons@prentrom.com, pwcassidy@comcast.net

Unity is a language system developed to use with Prentke Romich devices

- Uses a consistent set of pictures, or icons
- Picture icons are sequenced according to 5 main rules
- Student has access to a large amount of vocabulary
- Student can use singular or plural nouns, past, present or future verb tenses

Curriculum - authored by Karen Erickson & Gretchen Hanser


- Consistent with the best practices identified by the Literacy Center in Chapel Hill NC
- Students learn to read words and to say the words on their devices.
- Curriculum is available for Unity 45, 84, or 128 at www.prentrom.com

Language and Literacy Through Unity: by Karen Erickson and Gretchen Hanser

This curriculum focuses on 3 areas:

1. Word Wall Lessons
2. Making Words With Icons Lessons
3. Making Words With Letters Lessons

There are 25 lessons for each of these areas. Directions are easy for parents, instructional



Vantage communication device
By Prentke Romich

aides, and teachers to follow.

You do not need to know Unity in order to explore the lessons with students.

Lesson materials are included.

Students do not have to master a lesson before moving on—


Language and Literacy Extension Activities



One of my students resisted direct instruction, but loved computers. I began developing extension activities for her so she would buy into learning the language on her device.

Today we will explore extension materials for Units 1-5.

Each unit has a book (in Word and in Studio) so students can see the targeted



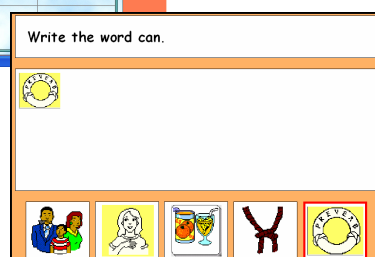
words and icons in connected text. Real photos were used to increase the age appropriateness.

Each unit also contains a writing with icons activity in IntelliTalk 3, and sorting by sounds/ sorting by icons activity in IntelliMathics.

Icon sequencing activities authored in Speaking Dynamically Pro (available Mayer-Johnson) are also used.











Sorting by sounds activity (IntelliMathics)




5 Unity Patterns













1. Icon + grammar label

Verb			eat
Adjective			hungry
Noun			food
Adverb			hungrily



The POWER is in our LANGUAGE
PRC quote











2. Pronouns

Subject pronouns	I, you, he she, it, they	  I
Object Pronouns	me, you, him, her, it, us, them	  me
Reflexive pronouns	myself, yourself, itself, ourselves, themselves	  myself
Possessive adjectives	my, yours, his, hers, its, our, their	  my
Possessive Pronouns	mine, yours, his, hers, its, ours, theirs	  mine







All persons, regardless of the extent or severity of their disabilities, have a basic right to affect, through communication, the conditions of their own existence.

From the
Communication Bill of Rights








3. Pronoun phrases

Declarative	Pronoun + verb=I can	  I can
Interrogative	Verb+ pronoun=Can I	  can I
Negative	I +not+ can =I can't	   I can't
Negative Interrogative	Can+ not +I = Can't I	   can't I

5. Grammar label + icon

Interjection	
Determiner	
Conjunction	
Preposition	
Question word	
Adverb	

4. Nouns

Icon + activity row	
Categories of nouns	     
Category + subcategory	